



# Spring Printable



# Pack



© 2019 Fun with Mama

All rights reserved. No part of this book may be reproduced, stored or transmitted in any form by any means without prior permission of the publisher.

This workbook is licensed for personal/family use only.

YOU MAY:

- Use these files for personal use only.
  - Use in your personal classroom
  - Download the files to your personal computer.
- Print as many copies as you would like to use for your personal use.
- Direct others to our website: <https://www.funwithmama.com>


YOU MAY NOT:

- Edit any of these printables.
- Share the files with anyone else.
- Store or sell them on any website.
  - Claim them as your own.
- Print and sell or distribute them to others





Graphics and Fonts:



# 4 Piece Puzzle



© Fun With Mama







# 2 Piece Puzzles





ladybug

© Fun With Mama



sun

© Fun With Mama



swan


© Fun With Mama




frog

© Fun With Mama


# Puzzle Cards - Four Piece




© Fun With Mama



© Fun With Mama




© Fun With Mama



© Fun With Mama








© Fun With Mama




© Fun With Mama


# Tracing



















butterfly




flower




b e e

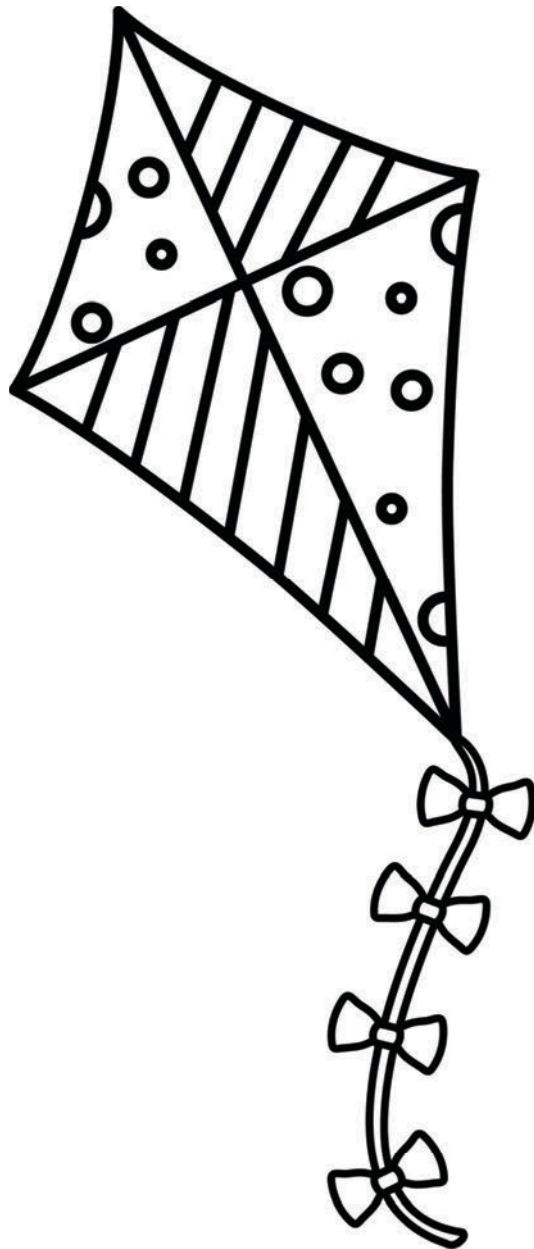





dragonfly




ladybug



kite




mushroom




umbrella







sun




duck



cattails




pond




frog






bird



swan



water lily

# Uppercase Letter Practice

Practice tracing the letters below.

A

B

C

D

E

F

G

H

I

J

K

L

M

N

O

P

Q

R

S


T

U

V

W

X



Y

Z



# Lowercase Letter Practice

Practice tracing the letters below.

a

b

c

d

e

f

g

h

i

j

k

l

m

n

o

p

q

r

s

t

u

v


w

x



y

z



# 3 Part Cards - Whole




butterfly



flower



bee



dragonfly



ladybug



kite



mushroom



umbrella



sun



# 3 Part Cards - Split



© Fun With Mama


butterfly



flower



bee



© Fun With Mama

dragonfly



ladybug



kite




© Fun With Mama

mushroom




umbrella



sun


3 Part Cards - Whole



duck




cattails




pond



frog



bird




swan



water lily

# 3 Part Cards - Split




© Fun With Mama

duck



cattails




pond




© Fun With Mama


frog



bird





swan






© Fun With Mama

water lily

Which one is different?











What Comes Next?






Finish the Patterns.









# Dice






# Dice Game

Make up the dice and roll it and graph the results.

10						
9						
8						
7						
6						
5						
4						
3						
2						
1						
						

Match the object to the word



pond



sun



bird



cattails



water lily

Match the object to the word



ladybug

mushroom

flower

umbrella

kite

# Do-A-Dot

Dot / Color all the uppercase letter F


A collection of uppercase letters in circles scattered around a central flower illustration. The letters include F, P, E, B, R, X, and others. The flower has a yellow center, white petals with blue shading, and green leaves.

# Do-A-Dot

Dot / Color all the lowercase letter u



The page features a central illustration of an open umbrella with a blue top half and a green bottom half. Surrounding the umbrella are numerous lowercase letters, each enclosed in a circle. The letters are scattered across the page, with a higher concentration of the letter 'u' compared to other letters. The letters include: u, h, b, c, h, u, h, u, h, b, u, n, p, h, u, k, u, u, u, h, c, g, h, u, h, c, y, u, n, u, h, u, b.

# Count the Objects





# Count the Objects












Counting Puzzle. Print, cut out on solid black lines, laminate for durability and put the puzzle together in the correct number order.

		33
		30
		27
		24
		21
		18
		15
		12
		9
		6
	© Fun With Mama	3

Counting Puzzle. Print, cut out on solid black lines, laminate for durability and put the puzzle together in the correct number order.


								4 8 12 16 20 24 28 32 36 40 44
--	--	--	--	--	--	--	--	--------------------------------

© Fun With Mama






Counting Puzzle. Print, cut out on solid black lines, laminate for durability and put the puzzle together in the correct number order.



© Fun With Mama




Counting Puzzle. Print, cut out on solid black lines, laminate for durability and put the puzzle together in the correct number order.







Handwriting practice lines consisting of solid top and bottom lines with a dashed middle line, repeated across the page.




Handwriting practice lines consisting of solid top and bottom lines with a dashed middle line, repeated across the page.



Handwriting practice lines consisting of ten sets of horizontal lines. Each set includes a solid top line, a dashed middle line, and a solid bottom line, providing a guide for letter height and placement.




Handwriting practice lines consisting of four sets of horizontal lines. Each set includes a solid top line, a dashed middle line, and a solid bottom line, providing a guide for letter height and placement.



Handwriting practice lines consisting of solid top and bottom lines with a dashed middle line, repeated five times across the page.



© Fun With Mama



© Fun With Mama

1


2

0

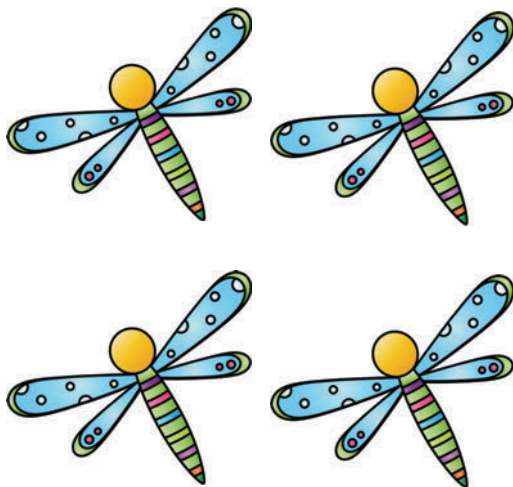
3

4

2



© Fun With Mama



© Fun With Mama

1

3

2

6


4

5





© Fun With Mama



© Fun With Mama

7


6

5


9

7

6



© Fun With Mama



© Fun With Mama

8

6

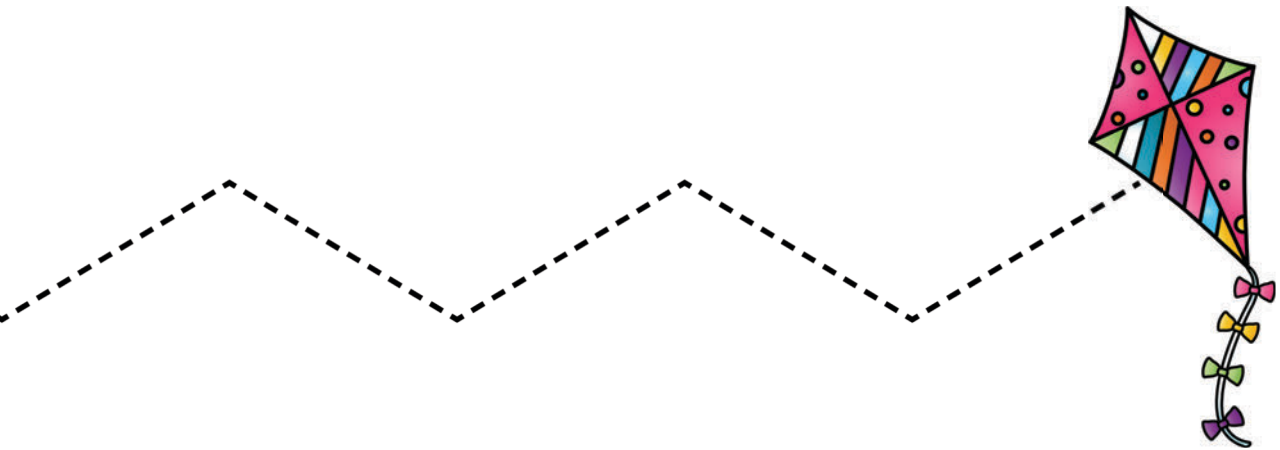
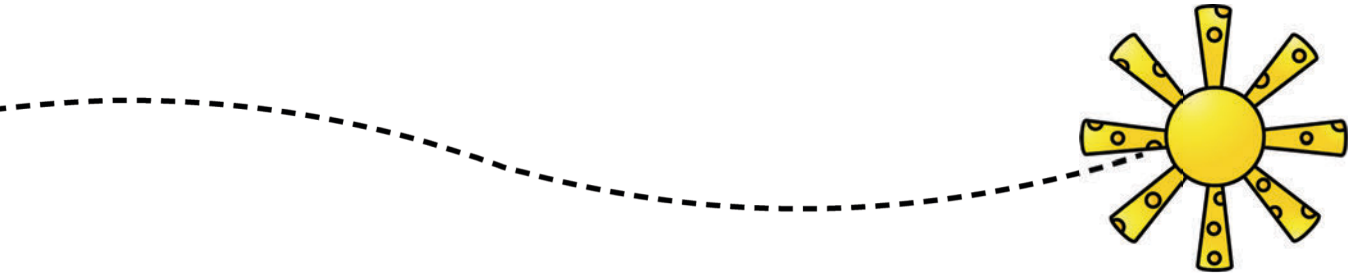
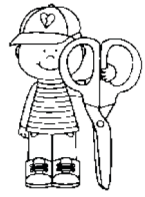
7


9

7

8

# Cutting Practice






Fingerprint Activity



Fingerprint Activity




Cutting Practice - Cut out all the dotted lines to create 6 strips. Then have child cut in between the shaded areas.








# Spring Puppets

Cut out the pictures and glue to the top of a paddlepop stick and use to retell the story.






# Spring Puppets

Cut out the pictures and glue to the top of a paddlepop stick and use to retell the story.







# Size Sequencing Cards



Cut out and  
sort according  
to size.

# Size Sequencing Cards



© Fun With Mama




Cut out and  
sort according  
to size.

# Size Sequencing Cards



Cut out and  
sort according  
to size.

# Size Sequencing Cards



© Fun With Mama

Cut out and  
sort according  
to size.

# Size Sequencing Cards



Cut out and  
sort according  
to size.



1




© Fun With Mama

one




2



© Fun With Mama

two





3



© Fun With Mama

three



4




© Fun With Mama

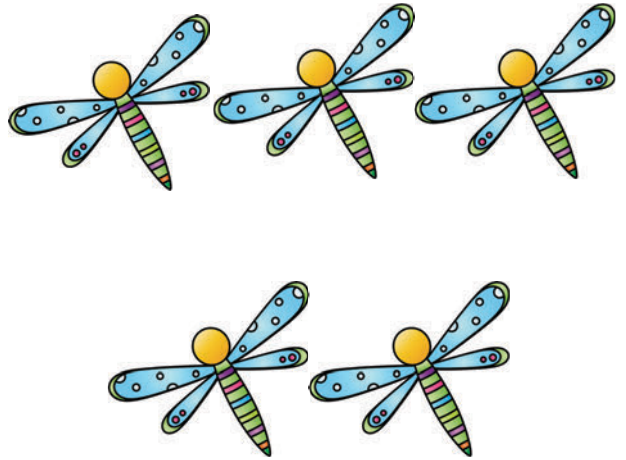
four



# 5




# five




© Fun With Mama

# 6





# six



© Fun With Mama

# 7


# seven



© Fun With Mama


# 8

# eight




© Fun With Mama

# 9




© Fun With Mama

# nine




# 10



© Fun With Mama

# ten






# My Spring Book


© Fun With Mama

Cut out all the rectangle squares and staple together to make a book.


Read the book and color the pictures.




butterfly




flower



dragonfly




kite



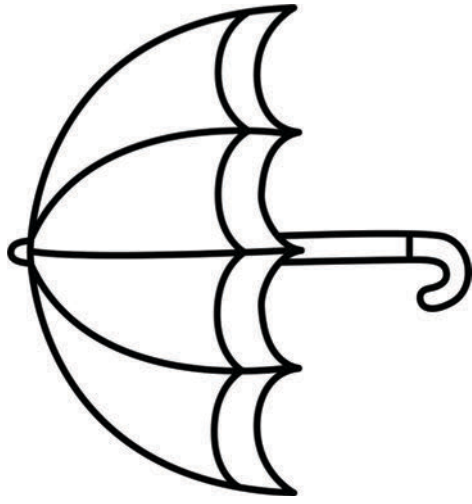
bee

© Fun With Mama



ladybug






umbrella




mushroom


© Fun With Mama




sun



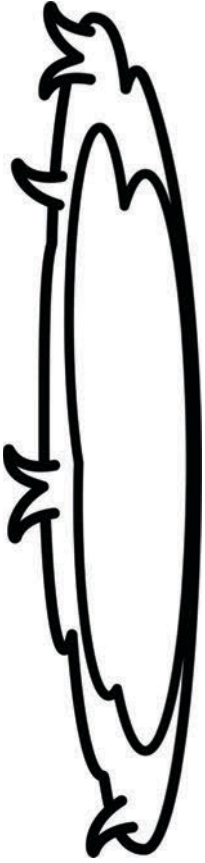
duck



cattails




bird




pond

© Fun With Mama




frog



swan

© Fun With Mama




water lily

# Spring Bingo Guide






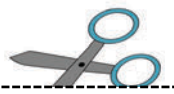
Included:

- Bingo Squares Colour – These bingo squares can be used to make the calling cards of the game. They can also be used in place of the black and white bingo cards.
- Bingo Squares Black and White – Students can color the pictures prior to creating their bingo cards with them.
- Blank Bingo Card – This sheet provides students a place to paste their bingo cards to make their own unique bingo cards.



# Spring Bingo Card


# Spring Bingo Squares





# Spring Bingo Squares

