


FRIDAY, 10. 4.

FUN TIME



PLAY GAMES

<https://learnenglishkids.britishcouncil.org/word-games/toys-2>
<https://learnenglishkids.britishcouncil.org/word-games/toys-1>

**5 MINUT VAJE (GLASNO PONAVLJAJ
GOVORNO VAJO)**

CHECK YOUR HOMEWORK:

12. Read, match and write.
Preberi, poveži in napiši.

I like picture books.



Does the girl like dinosaurs?
Yes, she does. /
No, she doesn't.

I like dinosaurs.



Does the boy like dinosaurs?
Yes, he does. /
No, he doesn't.



Does the girl like watercolours?
Yes, she does. /
No, she doesn't.



I like cards.

Does the boy like puzzles?
Yes, he does. /
No, he doesn't.



I like skipping ropes.

Does the girl like in-line skates?
Yes, she does. /
No, she doesn't.

I like tents.



Does the boy like tents?
Yes, he does. /
No, he doesn't.

13. Look and write.
Poglej in napiši.

	Marbles	Watercolours	Memory game
Oliver	✓	✗	✓
Sara	✗	✓	✓
Marc	✗	✗	✓
Lara	✓	✓	✗
Jack	✗	✓	✓

Oliver likes marbles and the memory game, but he doesn't like watercolours and skipping ropes.

Sara likes watercolours, the memory game and skipping ropes, but she doesn't like marbles.

Marc likes the memory game, but he doesn't like marbles, watercolours and skipping ropes.

Lara likes marbles, watercolours and skipping ropes, but she doesn't like the memory game.

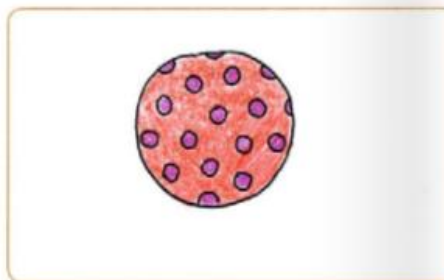
Jack likes watercolours and the memory game, but he doesn't like marbles and skipping ropes.

14.a**Read and write.**
Preberi in napiši.

It's great –
 skipping rope –
 toy

**14.b****Draw and write.**
Nariši in napiši.

This is my favourite toy.
 It's a ball
 I like it.



Lahko, da si zapisal in narisal
 tudi kakšno drugo igračo, kar
 je popolnoma pravilno.

**Repeat the new
 words (ponovi
 nove besede)**

Odpri zvezek in poišči nove besede, ki si jih zapisal (in narisal) v zvezek. Vzemi si 1 minuto in **besede za igrače glasno ponavljaš**. Nato zvezek zapri in skušaj ponoviti čim več besed. **Kako ti je šlo? How many words?**

Se spomniš, kako odgovorimo, če se vprašanje prične z Do you like?

Kaj pa, če vprašanje zastavimo o nekemu drugemu? Takrat pa vprašamo z Does she like ...? Kako takrat odgovorimo?

Hitro odpri zvezek in ponovi, kaj smo se naučili prejšnji teden.

MESECI V LETU

Se spomniš mesece, ki smo se jih učili že lansko leto? Poslušaj pesem in ponovi imena mesecev.

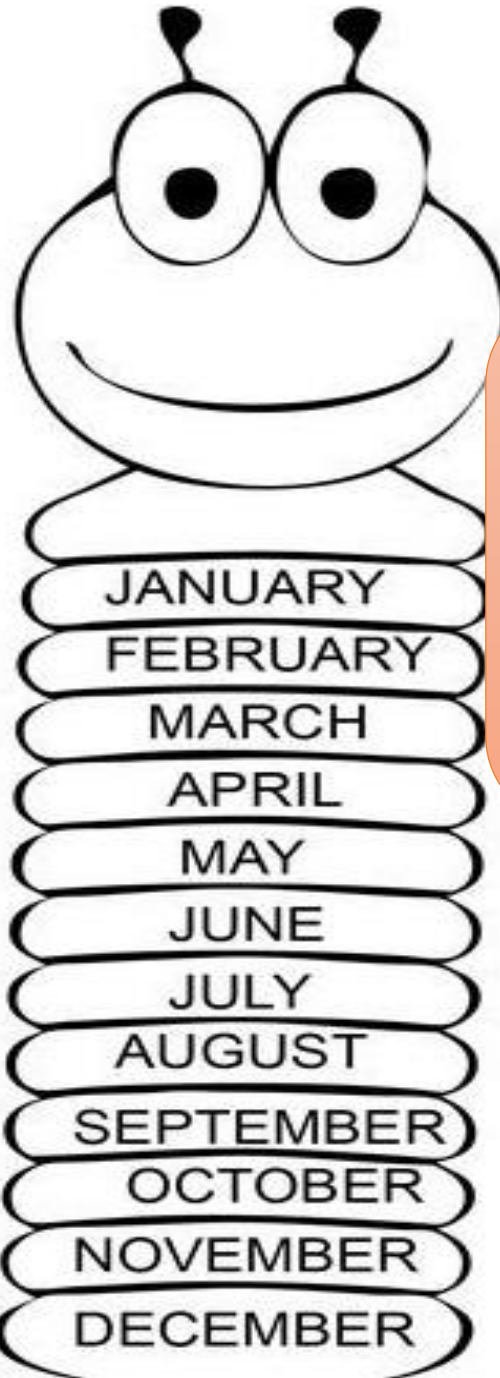
<https://www.youtube.com/watch?v=IPeAo1hz8GA>

Odpri spletni učbenik (pg. 53/ex. 2) in poslušaj nalogo.



Zapis v zvezek:

Months of the year 6th Apr.



When in your birthday?

(Kdaj imaš rojstni dan?)

My birthday is in **July**.

(vpiši svoj mesec)

**WORKBOOK
DELOVNI ZVEZEK**

Tako, sedaj odpri **DZ str. 48** in reši nalogo **15.a** in **15.a**
Lahko vprašaš družinske člane, ali si podatke izmisliš.

Rešuj tudi naloge na strani 49, 52 in 53.













Tisti, ki želite poskusiti več, se lahko lotite nalog na strani
50-51. V tem primeru si pomagajte tudi z Učb. in
računalnikom.

Ideje za ustvarjanje in pripomočke za učenje:

Izdelaj si:



Ali pa domine za učenje igrač

	car		doll
	blocks		plane
	puppet		train
	ball		kite
	boat		truck
	pyramid		rattle

englishworksheets.com

Ali pa kartončke za ponavljanje:

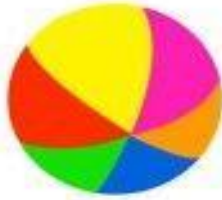
Flashcards

Toys

© www.kids-pages.com



truck



ball



airplane



teddy bear



xylophone



plush rabbit



doll



train



crane