



1 Delaj kakor otroci na fotografijah. Imenuj črte.



SKLENJENA ČRTA

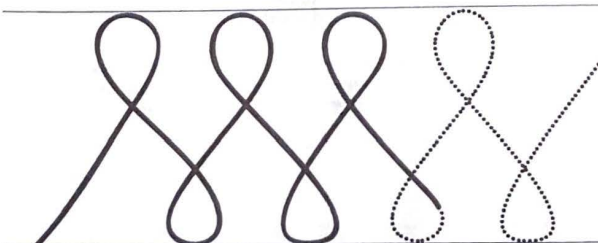


NESKLENJENA ČRTA



2 Prevleci sklenjene črte z modro barvo, nesklenjene pa z zeleno barvo.



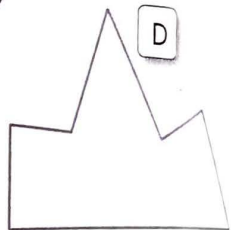


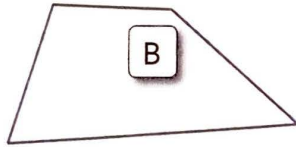
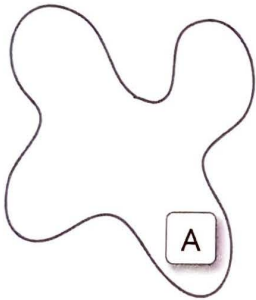
3 Nadaljuj vzorec.



4 V vsak okvirček nariši pet črt.



5 Razvrsti črte. V ustrezno polje vpiši črko.



SKLENJENA ČRTA	NEKLENJENA ČRTA
A	



6 Pobarvaj Pikina oblačila.

